

FERCAS

DI CASALUCI VITO

**MATERIALI PER L'EDILIZIA E LA SIDERURGIA
SERVIZIO TRASPORTO E GRU**



**Zona Industriale - Tronco F - 73048 NARDÒ (Le)
Tel. 0833 578800 - Cell. 334 91 19 247**



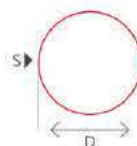
info@fercas.it



FerCas di Vito Casaluci

TUBI TONDI

saldati da nostro laminato a caldo



Ø D ^s	1,5	1,8	2	2,5	3	4	5	6	7	8	9	10	
12	0,39												
14	0,46	0,54											
16	0,54	0,63	0,69										
18	0,61	0,72	0,79										
19	0,65		0,84										
20	0,68	0,81	0,89										
22	0,76	0,90	0,99										
25	0,87	1,03	1,13	1,39	1,63								
28	0,98	1,16	1,28	1,57	1,85								
30	1,05	1,25	1,38	1,70	2,00								
32	1,13	1,34	1,48	1,82	2,15								
35	1,24	1,47	1,63	2,00	2,37								
38	1,35	1,61	1,78	2,19	2,59	3,35							
40	1,42	1,70	1,87	2,31	2,74	3,55							
42	1,49	1,79	1,97	2,43	2,88	3,75							
45	1,61	1,92	2,12	2,62	3,11	4,04							
48	1,72	2,05	2,27	2,80	3,33	4,34	5,34						
50	1,79	2,14	2,37	2,93	3,48	4,54							
52	1,87		2,47	3,05	3,63	4,74							
55	1,98	2,36	2,61	3,24	3,85	5,03							
57	2,05		2,71	3,36	4,00	5,23							
60	2,16	2,58	2,86	3,56	4,21	5,52	6,78						
62	2,24		2,96	3,67	4,37	5,72	7,03						
63	2,27		3,01	3,73	4,44	5,82	7,17						
65	2,35		3,11	3,85	4,59	6,02	7,40						
70	2,53	3,03	3,35	4,16	4,96	6,51	8,01						
76	2,76	3,29	3,65	4,54	5,41	7,11	8,77	10,37					
80	2,90	3,47	3,85	4,78	5,70	7,50	9,25	10,95					
83	3,01		4,00	4,96	5,92	7,80	9,62	11,40					
89	3,23	3,87	4,29	5,33	6,36	8,38	10,35	12,27	14,14	15,96			
96			4,64	5,76	6,88	9,08	11,22	13,32	15,36				
102			4,90	6,13	7,32	9,67	11,96	14,21	16,40	18,47			
108			5,23	6,50	7,77	10,26	12,70	15,09	17,44				
114			5,52	6,87	8,21	10,90	13,44	15,99	18,48	20,97	23,37	25,72	
121			5,87	7,31	8,73	11,45	14,31	17,02	19,69				
127			6,17	7,68	9,17	12,13	15,04	17,90	20,72	23,48	26,19	28,85	
133				8,05	9,62	12,73	15,78	18,83	21,76				
139				8,42	10,06	13,32	16,53	19,69	22,80	25,98	29,01	31,99	
152				9,22	11,05	14,64	18,18	21,66	25,10	28,49	31,83	35,12	
159					11,54	15,69	18,99	22,64	26,24	29,79	33,29	36,75	
168,3				10,23	12,23	16,21	20,14	24,02	27,85	31,63	35,36	39,04	
177,8					12,93	17,14	21,31	25,42	29,49	35,50	37,47	41,38	
193,7					14,11	18,71	23,27	27,77	32,23	36,64	40,99	45,30	
219,1					15,99	21,22	25,40	31,53	36,61	41,65	46,63	51,57	
244,5						23,72	29,53	35,29	41,00	46,66	52,27	57,83	
273,0						26,54	33,05	39,51	45,92	52,28	58,60	64,86	
323,9							31,56	39,32	47,04	54,71	62,32	69,89	77,41
339,7								41,27	49,38	57,43	65,44	73,40	81,31
355,6								43,23	51,73	60,18	68,58	76,93	85,23
406,4								49,50	59,25	68,95	78,60	88,20	97,76
457,2									66,76	77,72	88,62	99,48	110,29
508,0									74,28	86,49	98,65	110,75	122,81

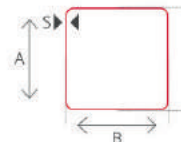
TUBI CARPENTERIA

saldati da nostro laminato a caldo




Ø Esterno pollici	Ø Esterno mm	spessore mm																	
		1,8	2	2,5	2,65	2,8	3	4	5	6	8								
		kg. / mt.																	
3/8	16,7	0,68																	
1/2	21,3		0,95																
3/4	26,9			1,49															
1	33,7				2,02														
1 1/4	42,4					2,73													
1 1/2	48,3					3,14													
2	60,3					3,97													
2 1/2	76,1					5,06													
3	88,9					5,94													
3 1/2	101,6						7,27	9,63											
4	114,3						8,16	10,06											
4 1/4	121						8,67												
4 1/2	127						9,17	12,13											
4 3/4	133						9,62	12,73											
5	139,7							13,39	16,61										
5 1/2	152,4							11,02	14,64	18,18									
5 3/4	159								15,29	18,99									
6	168,3								12,23	16,21	20,14	24,02							
7	193,7									18,71	23,27	27,77	36,64						
8	219,1										21,22	26,40	31,53	41,65					
9	244,5											23,72	29,53	35,29	46,66				
10	273													39,51	52,28				
12	323,9														47,04	62,32			
14	355,6															51,73	68,58		
16	406,4																59,25	78,60	
20	508																	74,28	98,65

TUBI QUADRI




dimensione in mm A x B	spessore mm									
	1,5	2	3	4	5	6	7	8	9	10
	kg. / mt.									
10 x 10	0,40									
12 x 12	0,50									
15 x 15	0,64	0,88								
20 x 20	0,87	1,13	1,60							
25 x 25	1,11	1,44	2,07							
30 x 30	1,34	1,76	2,54	3,27						
35 x 35	1,58	2,07	3,01							
40 x 40	1,81	2,39	3,48	4,09						
45 x 45	2,05	2,70	3,96	4,72	5,61					
50 x 50	2,28	3,01	4,43	5,83	6,40					
60 x 60	2,75	3,64	5,37	7,03	7,97	10,34				
70 x 70	3,23	4,27	6,31	8,33	9,54	11,10	12,53			
80 x 80		4,90	7,25	9,55	11,11	12,99	14,72	16,36		21,20
90 x 90		5,50	8,20	10,80	12,68	14,87	16,92			
100 x 100		6,15	9,14	12,06	14,26	16,76	19,12	21,39	22,99	24,89
110 x 110			9,84	12,89	15,83	18,64	21,32	23,90	25,81	28,03
120 x 120			11,00	14,54	17,40	20,53	23,52	26,41	28,64	31,17
140 x 140			12,72	16,76	20,52	24,28	27,91	31,43	34,29	37,45
150 x 150			13,82	18,35	22,11	26,19	30,11	33,95	37,12	40,59
160 x 160			14,61	19,27	23,66	28,04	32,31	36,46	39,94	43,73
175 x 175			16,02	21,15	26,02	30,87	35,61	40,23	44,18	48,44
180 x 180				21,78	26,80	31,81	36,70	41,48	45,60	50,01
200 x 200				24,29	29,94	35,58	41,10	46,51	51,25	56,29
220 x 220				26,81	33,09	39,35	45,50	51,53	56,90	62,57
250 x 250				30,57	37,79	45,00	52,09	59,07	65,38	71,99
260 x 260				31,83	39,36	46,88	54,29	61,58	68,20	75,13
300 x 300					45,64	54,42	63,08	71,63	79,51	87,69
325 x 325					49,57	59,13	68,58	77,91	86,57	95,54

TUBI RETTANGOLARI



dimensione in mm A x B	spessore mm						
	1,5	2	3	4	5	6	7
	kg. / mt.						
15 x 10	0,52						
20 x 10	0,64	0,81					
20 x 15	0,75	0,97					
25 x 10	0,75	0,97					
25 x 15	0,87	1,13					
25 x 20	0,99	1,29					
30 x 10	0,87	1,13					
30 x 15	0,99	1,29	1,65				
30 x 20	1,11	1,44	2,07				
35 x 10	0,99	1,29					
35 x 15	1,11	1,44	2,07				
35 x 20	1,22	1,60	2,31				
40 x 10	1,11	1,44					
40 x 15	1,22	1,60	2,31				
40 x 20	1,34	1,76	2,54				
40 x 25	1,46	1,91	2,78				
40 x 30	1,58	2,07	3,01				
45 x 10	1,22	1,60	2,31				
45 x 15	1,34	1,76	2,54				
45 x 20	1,46	1,91	2,78				
45 x 30	1,69	2,23	3,25				
50 x 10	1,34	1,76	2,54				
50 x 15	1,46	1,92	2,78				
50 x 20	1,58	2,07	3,01				
50 x 25	1,69	2,23	3,25				
50 x 30	1,81	2,39	3,48	4,52			
50 x 40	2,05	2,70	3,95	5,15			
60 x 10	1,58	2,07	3,01				
60 x 15	1,69	2,23	3,25				
60 x 20	1,81	2,39	3,48				
60 x 25	1,93	2,54	3,74				
60 x 30	2,05	2,70	3,95	4,72			
60 x 40	2,28	3,01	4,43	5,35	7,01		
60 x 50	2,52	3,33	4,90	5,98	8,02		
70 x 20	2,05	2,7	3,95	5,23			
70 x 25	2,17	2,86	4,19				
70 x 30	2,28	3,01	4,43	5,35			
70 x 40	2,52	3,33	4,90	5,98			

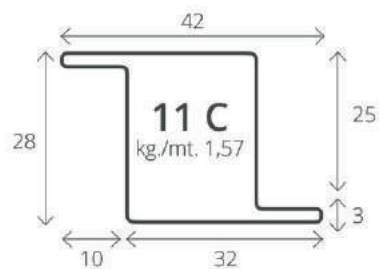
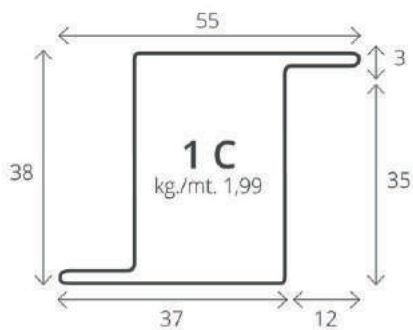
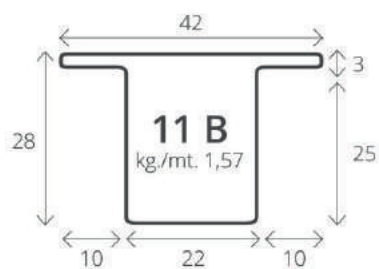
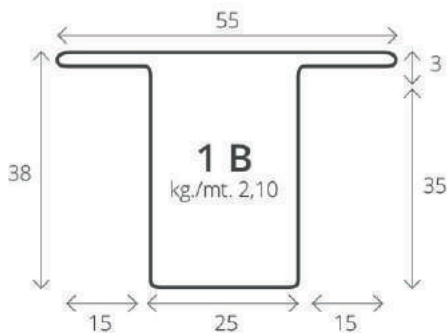
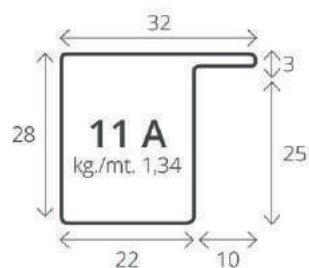
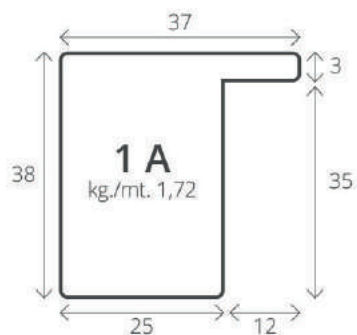

TUBI RETTANGOLARI

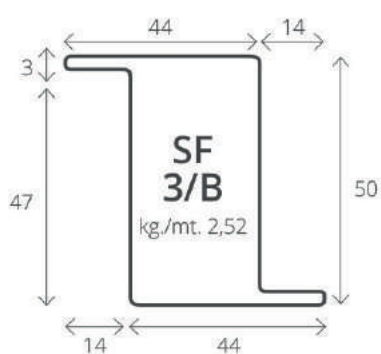
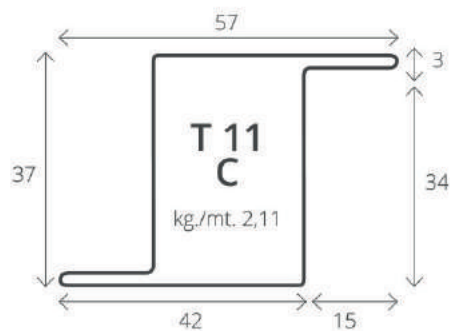
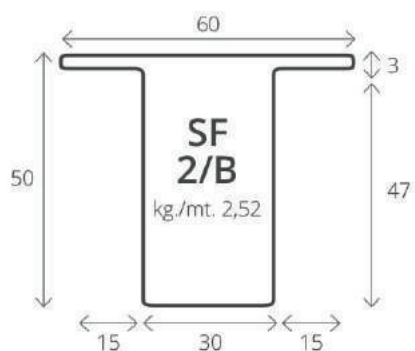
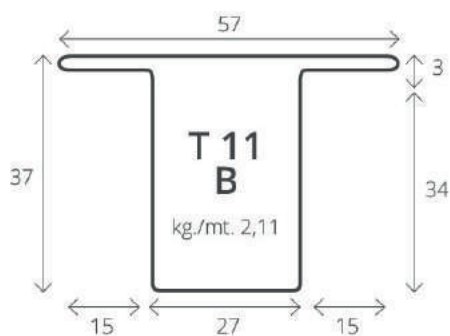
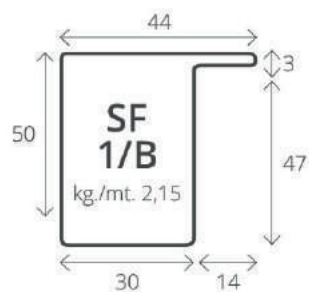
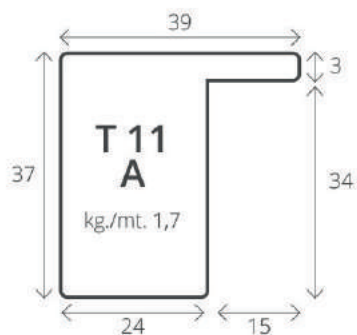


dimensione in mm A x B	spessore mm									
	1,5	2	3	4	5	6	7	8	9	10
	kg. / mt.									
70 x 50	2,76	3,64	5,37	7,05	7,97	9,21	10,34			
80 x 15	2,16	2,86								
80 x 20	2,28	3,01	4,43							
80 x 30	2,52	3,33	4,90	5,98						
80 x 40	2,76	3,64	5,37	7,05	7,97	9,21	10,34			
80 x 50	2,99	3,96	5,84	7,66	8,75					
80 x 60	3,23	4,27	6,31	7,86	9,54	11,10	12,54	15,57		
90 x 30	2,76	3,64	5,37	7,10						
90 x 40	2,99	3,96	5,84	7,66						
90 x 50	3,23	4,27	6,31	7,86	9,53	11,09	13,85	15,57		
100 x 20	2,76	3,64	5,37							
100 x 30	3,00	3,95	5,84	7,66						
100 x 40	3,22	4,27	6,31	7,86	9,54	11,10	12,54			
100 x 50	3,46	4,58	6,78	8,92	11,40	12,04	13,64	16,83		
100 x 60		4,90	7,25	9,55	11,77	12,98	14,74	18,09		
100 x 70		5,21	7,72	10,17	12,56	13,93				
100 x 80		5,53	8,19	10,80	13,35	14,87	16,94	20,40		
110 x 50		4,90	7,25	9,55	11,77	12,98	14,74			
120 x 30		4,59	6,81	8,98						
120 x 40		4,90	7,25	9,55	11,77	12,98	14,74			
120 x 50		5,36	7,77	10,26	12,30	15,10				
120 x 60		5,53	8,19	10,80	13,35	14,87	16,94			
120 x 80		6,15	9,14	12,06	14,91	16,76	19,14	21,39		
130 x 50		5,50	8,20	10,80	13,35	14,87				
140 x 50		5,84	8,67	11,43						
140 x 60		6,15	9,14	12,06	14,91	16,76	19,14			
140 x 70		6,47	9,61	12,27	15,04	17,70				
140 x 80			10,11	13,39	16,53	19,69	21,32	23,90		
150 x 30		5,45	8,01	10,48						
150 x 40		5,87	8,73	11,43	15,04	17,70				
150 x 50		6,07	9,14	12,06	14,91	16,76	19,14	23,10		
150 x 100			11,49	15,20	18,84	21,47	24,90	27,67		35,70
160 x 60			10,06	13,02	16,50					
160 x 80			11,02	14,57	18,05	20,53	23,80	26,41		
180 x 60			11,02	14,57	18,05	20,53	23,80			
180 x 80			11,78	15,50	18,95	22,39	25,71	28,92		
200 x 100			13,67	18,01	22,09	26,16	30,11	33,95	37,12	40,59
200 x 150			16,02	21,16	26,01	30,90	35,65	40,23	44,78	48,44
250 x 100			16,02	21,16	26,01	30,90	35,65	40,23	44,18	48,44
250 x 150				24,29	29,94	35,58	41,10	46,51	51,25	56,29
300 x 100				24,29	30,01	35,68		46,68		57,23
300 x 150				27,43	33,87	40,29	46,60	52,79		
300 x 200				30,57	37,75	45,00	52,09	59,07		72,93
400 x 200					45,64	54,42	63,08	71,63		88,63
400 x 250					49,57	59,13	68,58	77,91		

TUBOLARI

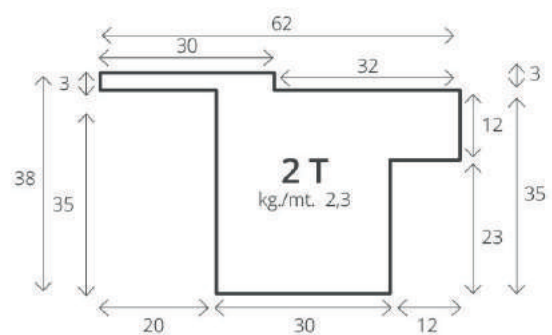
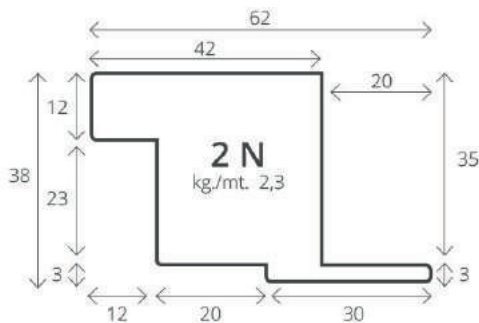
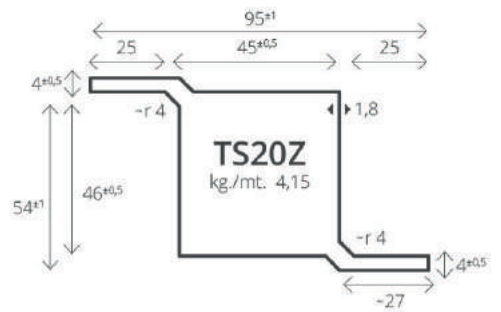
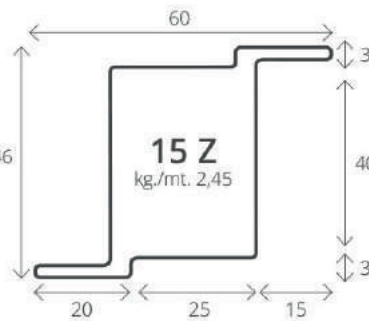
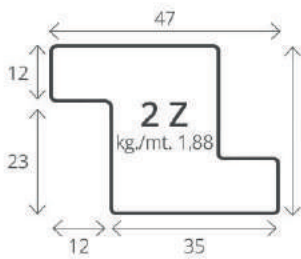
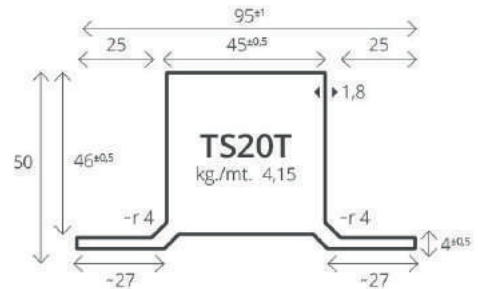
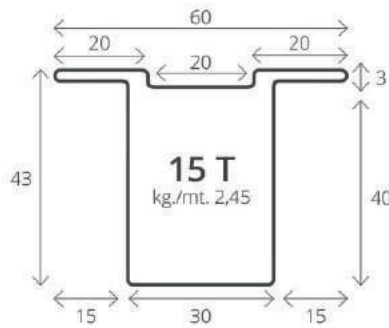
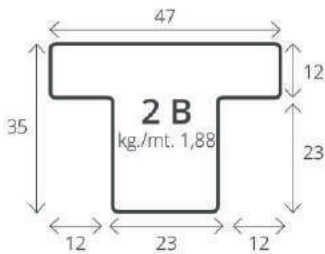
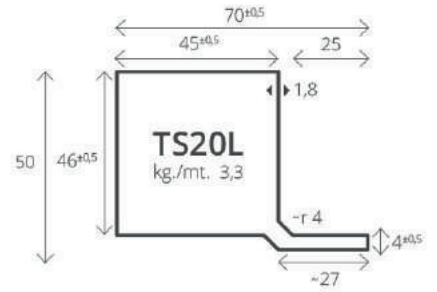
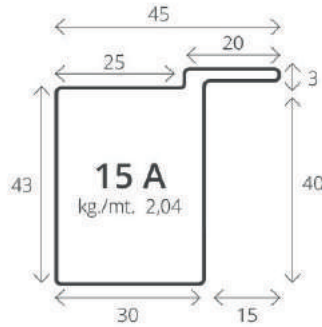
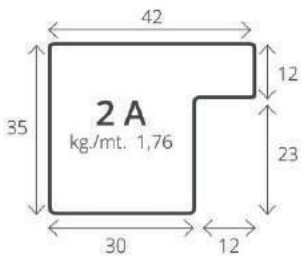

per serramenti





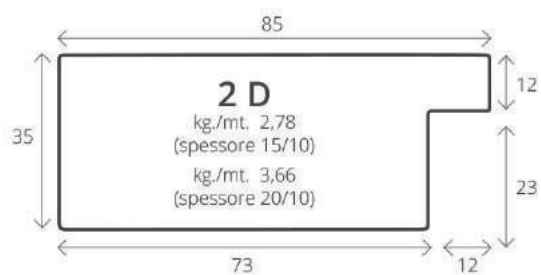
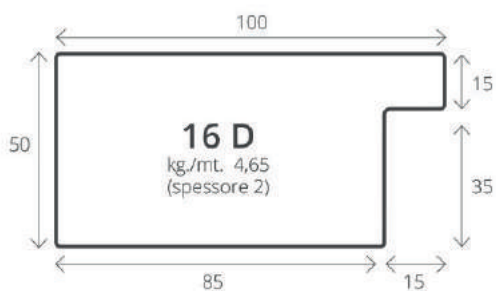
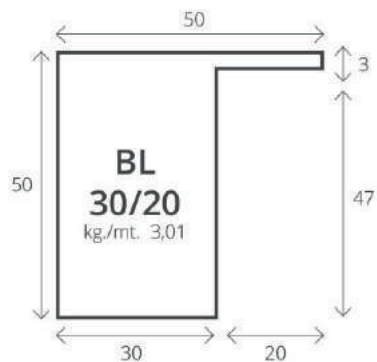
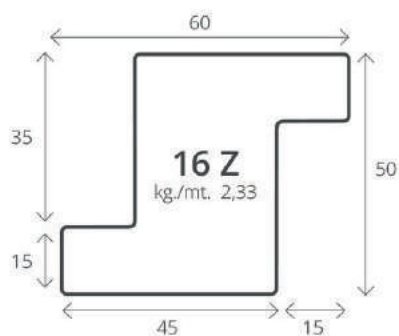
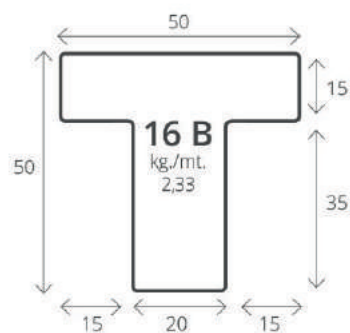
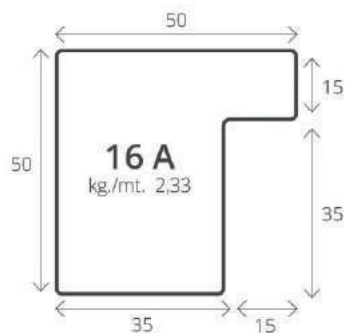
TUBOLARI

per serramenti

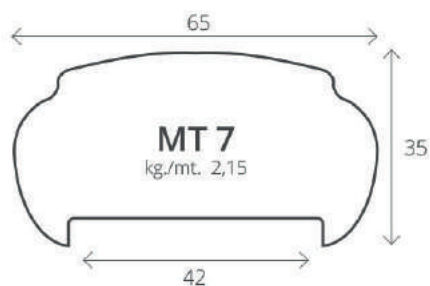
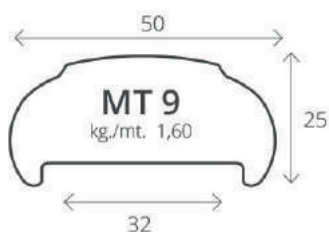
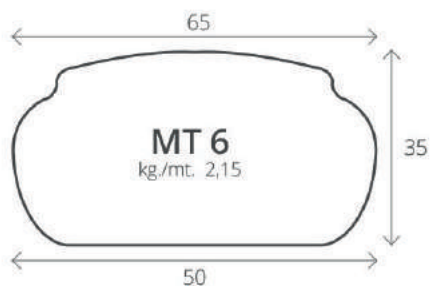
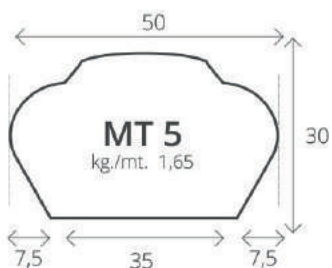


TUBOLARI

per portoni

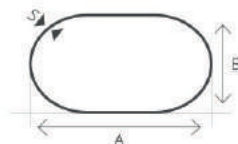


CORRIMANO



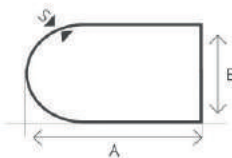
OVALE

dimensione in mm A x B	spessore S mm	
	1,5	2
	kg. / mt.	
30 x 15	0,86	1,13
40 x 20	1,12	1,47
50 x 25	1,50	1,95
60 x 30	1,79	2,37



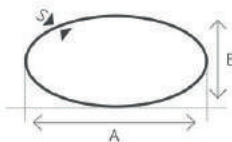
SEMIOVALE

dimensione in mm A x B	spessore S mm	
	1,5	2
	kg. / mt.	
40 x 20	1,248	
40 x 25	1,341	
50 x 25	1,610	



ELLITTICO

dimensione in mm A x B	spessore S mm	
	1,5	2
	kg. / mt.	
30 x 15	0,758	
40 x 20	1,050	
100 x 50		3,855



FERCAS